



Simcoe and District Humane

Feline Adoption Package

**Includes: Pre Adoption Questionnaire,
Post Adoption Procedures and
Information on adopting a cat**

Simcoe and District Humane Society

Feline Pre-Adoption Questionnaire

Simcoe and District Humane Society reserves the right to reject adoption applications. All information provided will be kept strictly confidential. The purpose of this questionnaire is to ensure all animals are placed in the appropriate home environment. Please circle Y for yes and N for no.

1. Have you ever applied to adopt an animal from a humane society before? Y N
 - a. If yes please provide name of adoption agency and contact person:
 - Adoption Agency _____
 - Contact Person (if known) _____
 - b. Did you adopt an animal from this agency? Y N
 - If yes, what type(s) of animal(s) did you adopt? Cat _____ Dog _____ Other _____
 - If no, please provide reason(s) you did not adopt:
 - Application Refused Other: (please explain) _____
 - Cost _____
 - No Appropriate Animal _____
2. Animals under 5-6 months (due to veterinary preference) or those with extreme medical needs may not be altered at time of adoption.
 - a. Are you intending to adopt this animal for breeding purposes? Y N
 - b. Do you understand that kittens **MUST be altered by 6 months** and/or at the earliest appropriate stage with your veterinarian's direction? Y N
 - Will you ensure the animal does not get pregnant or create a pregnancy? Y N
3. **SDHS would prefer all cats be kept indoors.** Will the cat be kept inside? Y N
 - a. If no, how will you ensure its safety? Please explain:

4. Do you rent or own your home? Rent _____ Own _____
 - a. If you rent, do you have a lease with an animal clause? Y N
 - b. Does this clause allow you to have animals? Y N
 - c. Would you provide a letter from the landlord which states animals are allowed? Y N
5. Some Municipalities have limits on pets owned in one home, or have bylaws on licensing. Are you aware of any current municipal by-laws that might affect your companion animal? Y N
 - a. Please explain: _____
6. Have you ever housetrained a cat before? Y N
7. Do you presently or have you ever had any companion animals? Y N
 - a. Please list any animals in your home at this time:

 - b. If you had companion animals but they are no longer in your home please explain what happened to them:

8. Change of location, food, and additions to households may stress some animals which may create many medical and behavioural issues.
 - a. Are you willing to work responsibly on integrating the animals in the household? Y N
 - b. Have you ever integrated animals before? Y N (*If No, please ask an associate or volunteer how!*)
 - c. If yes, was it successful? Y N

9. Can you afford the cost of regular veterinary care, spay/neuter, food etc.? Y N
10. Do you have the extra time to raise, exercise, train and maintain a companion animal? Y N
11. How many people reside in your home? # of adults _____ # of children _____
- a. Please list ages of children
- 0 – 6 months 18 months – 3 years 6 – 12 years
- 6 – 18 months 3 – 6 years 12 – 18 years
- b. Have they been around animals before? Y N
- Dog Horses or other farm animals
- Cat Rabbits
- Small pets (guinea pigs, hamsters etc.) Other: _____
12. Are there any allergies to animals in your family? Y N
- a. If yes, to what kind of animal(s)?
- Dog Horses or other farm animals
- Cat Rabbits
- Small pets (guinea pigs, hamsters etc.) Other: _____
13. If you go on vacation, what will you do with your pet?
- Board at kennel Stay at family or friends home
- Board at vet Other: _____
- Pet Sitter
14. Name of Veterinarian: _____
15. Is there anyone home during the day? Y N Sometimes _____
16. Are you moving in the near future? Y N
17. You must be over 18 to sign the SDHS Adoption Agreement or have parent/guardian signature.
- a. Are you 18 years of age or over? Y N
- b. Are you over 65? Y N
- If yes, do you have arrangements for the care of your pets if/when you are no longer able to look after them? Y N

The SDHS reserves the right to inspect your property to ensure suitability for the animal prior to adoption. Refunds are given if the animal is not medically sound and/or there is documented proof of allergic reactions. We cannot be responsible for the disposition of the adopted animal.

Name: (Please print clearly) _____

Parent/Guardian: (Please print clearly) _____

Street Address: _____

City _____ **Province** _____ **Postal Code** _____

Home Phone: (____) _____ **Cell Phone:** (____) _____

Email address: _____

A valid email address is required for SDHS records and to apply for the 6 week gift of insurance.

Date: _____

Signature _____ **Parent/Guardian Signature** _____

Congratulations on Adopting Your New Furry Friend!



Let's Do It Right!



Adopted a kitty?

You will need basic supplies:

- Bed (or make a comfortable sleeping area)
- Carrier (Can't leave home without one!)
- Food Bowl
- Food it was eating
- Grooming Brush
- Litter Box
- Litter Scoop
- Nail Clippers
- Non Clumping/Unscented Litter
- Scratching post or pad
- Toys, Toys, Toys
- Treats (for later)
- Water Bowl

Adopted a doggy?

You will need these basic supplies:

- Bed (or make a comfortable sleeping area)
- Collar
- Crate
- Dog House (if your pet is going to be outside)
- Food Bowl
- Food it was eating
- Grooming Brush
- Leash
- Nail Clippers
- Pooper Scooper or Pick up Bags
- Toys, Toys, Toys
- Treats (for later)
- Water Bowl



Stress and your new furry friend!

Stress is a known factor of medical and behavioural issues in pets. Please make sure you read all the information provided in your new adoption package.

Integrate your new pet appropriately, especially if you already have pets!


Shelters do their best to make sure all animals ready for adoption are healthy and treated for internal and external parasites prior to going into stores. It is possible your pet may need another treatment or continuing treatment for parasites. Due to shelter settings, your pet may come into contact with diseases such as Upper Respiratory Infections.

It is important to keep pets separate and follow through with the mandatory vet check-up within 48 hours of adoption (or the earliest convenient appointment) to ensure your pet is healthy!

Please make sure your 6 week trial insurance is in place! This helps you, your new pet and SDHS!

[Simcoe & District Humane Society](#)
POST ADOPTION PROCEDURES

1. If at any time, you have concerns about your new pet, you may contact the Foster Care Provider who cared for the animal or the Simcoe and District Humane Society at [519-428-9161](tel:519-428-9161) or email info@s-dhs.ca . Leave a message and your call will be forwarded to the appropriate volunteer or fosterer.
2. To help with post adoption follow-ups, **you must contact the SDHS within 2 weeks of adoption at [519-428-9161](tel:519-428-9161) or email info@s-dhs.ca** or a member of the Simcoe & District Humane Society will contact you. This allows us to ensure that the animal is adjusting well, to answer any questions you may have regarding behaviour, medical, or other issues and to monitor health care, such as vaccinations, spays/neuters etc. You may be asked to arrange, at your convenience, a follow-up visit at your home.
3. If you adopted a pet that is not spayed or neutered, the animal **MUST** be altered by the time it is 6 months old or with special animals, when your veterinarian is comfortable doing the surgery on your new pet. Please send a copy of the spay/neuter certificate issued by the veterinary clinic where the surgery was done (this is the computer printout you receive after the surgery) to the following address:



[Simcoe & District Humane Society](#)

[C/O Animal Care Coordinator](#)

[P.O. Box 193](#)

[Simcoe, Ontario N3Y 4L1](#)

The information can also be faxed to [519-428-2086](tel:519-428-2086) or emailed to info@s-dhs.ca




**** PLEASE NOTE:** If your Veterinary Clinic does not honour our Coupon on the bottom of the Adoption Agreement, please forward both of these documents for reimbursement:

- **A copy of the spay/neuter certificate you receive as a computer printout from your veterinarian**
- The coupon found at the bottom of your pet's adoption form (please make sure the coupon is filled out with all the necessary information)

Mailing a copy of the aforementioned certificate assures that all animals are altered as soon as possible, so we are not adding to the problem of pet overpopulation.

4. Please do not, under any circumstance, give away or sell your adopted pet to anyone prior to speaking with a coordinator with the Simcoe and District Humane Society. We understand situations may arise that you can no longer keep your pet but would like to know your pet is placed appropriately, just as we have with your adoption. We appreciate your assistance in finding a placement for your adopted animal.
5. Follow through with necessary care as agreed upon with the SDHS, including spay/neuter, regular checkups and vaccinations, medical appointments as needed (keep this in mind if you adopted a special needs animal), **appropriate licensing or Registration as per the Bylaw in your Municipality.**

This animal is now your full responsibility and you are required to follow ANY AND ALL Municipal and Government Laws and Bylaws which concern the animal adopted.



THANK YOU FOR YOUR SUPPORT!



NOTE: This is an important part of the adoption procedure!

Please complete and remit to Simcoe and District Humane Society

Simcoe & District Humane Society

POST ADOPTION CHECKLIST

Congratulations on adopting your new family pet!

Please keep this checklist handy, which will help in following through with your new pet's post adoptive care and help the SDHS volunteers follow up on your pet's adoption!

If at any time, you have concerns about your new pet, please call Simcoe and District Humane Society at (519) 428-9161, or email info@s-dhs.ca

- I have made the Veterinary Appointment within 48 hours of adoption
Date of Appointment _____ Time _____
Name and Address of Veterinarian _____

- I have read the information **and activated** the free trial pet insurance plan Date: _____

- I have booked the Veterinary Appointment for boosters or follow-up care (if needed)
Date of Appointment _____ Time _____


- I have contacted the SDHS within 2 weeks of adoption to ensure all is well with the animal and the adoption
Date _____
Name of SDHS representative I spoke to: _____

- I have booked the Veterinary Appointment for spay or neuter of my new pet
Date of Appointment _____ Time _____

- I have contacted the SDHS and/or sent in the proof of spay/neuter of my pet
Date _____
Name of SDHS representative I spoke to: _____

- I have purchased a license and/or followed other Municipality by-laws regarding my pet (If necessary)
Date: _____ License #: _____
Date: _____ Other ID#: _____

THANK YOU FOR YOUR HELP AND SUPPORT!



After Page is filled, you can mail to: P.O. Box 193, Simcoe, ON N3Y 4L1
Or fax a copy to 519-428-2086 or email a copy to info@s-dhs.ca
subject: Adopted animal update



Stress and Your New Pet

Stress can be caused by many things including being in a cage, change of food, litter, housing, bedding, schedules, people and new animals.

Stress can bring about different medical and behavioural concerns including Upper Respiratory, diarrhoea or runny stool, loss of weight and appetite, aggression, runny eyes, and more.

Keep your new pet on the same food, litter and schedule as much as possible to reduce the stress of moving into a new home and meeting new people and pets.

Please ask the caregiver, associate or volunteer what food your new pet is eating, litter he is using and if anything is known about treats and schedule your new pet is used to.

- Your new pet is eating _____
- The litter is _____
- Treats (if any) _____
- Schedule _____

Things to watch for:

 **Good**

- Pet is eating
- Pet is drinking
- Pet is acting appropriately
- Pet is getting used to people, other pets and surroundings
- Pet is sleeping and resting appropriately
- Pet is playing
- Kitten or puppy is growing
- Pet has normal bowel movements and is urinating normally
- Pet's eyes are clear and he appears to be healthy

 **Not Good**

- Pet is not eating or drinking
- Pet is acting strangely, aggressively or depressed
- Pet is not getting used to people, other pets and surroundings
- Pet is sleeping too much or not enough
- Pet is lethargic
- Kitten or puppy is losing weight
- Pet is having abnormal stools or urination
- Pet's eyes are red and puffy, signs of sneezing or sickness

The SDHS asks you to take your new pet to the vet within the first 48 hours of adoption. Stress plays a big role in many illnesses and your pet may be reacting to the stress of shelter care and the adoption process. Your vet will be able to answer all of your questions and will help your pet get off to a great start in your new life together!

SDHS offers a 6 week free gift of insurance to help you with any stress related and shelter type illnesses. We would appreciate your cooperation registering for this trial. If you have any concerns, please contact SDHS at 519-428-9161 or email info@s-dhs.ca

Integrating Your New Cat into the Family

It may take 7 – 10 days (or more) for your new pet to really fit into the family. Please take your time and follow these guidelines for pet integration, proven to assist your new cat to fit in your home!

Prepare your home, family and other pets for the new arrival

- Make sure you have a separate room or area for your new furry friend to be comfortable in. This room should have a litter box, food and water bowls, a cozy area to sleep and rest (maybe even hide), and a place where he can get some exercise (a scratching post and toys will do)
- We suggest that this room be available for at least a week to 10 days. This will let him get used to smells, strange sounds and activities in the household and will give your other pets the chance to recognize the newcomer as well.
- Purchase the appropriate food, litter, litter box, bowls, toys, scratching post and other items the new pet will need.

On the Day of Arrival

- Make sure the room is ready for the arrival of your new pet with new and fresh litter, fresh food and water and bedding.
- Members of the family should give other pets attention and love while the newcomer is quietly placed in his new “home”, his own room with all his necessities. If you are alone, or your family is not available to help with this introduction, make sure your other pets are secure and feeling comfortable in a separate area of the home.
- Always take time to cuddle, love and play with your other pets. Let them know you are still available to them and the newcomer is not taking over.
- Leave the newcomer in his room for at least a couple of hours before going in to check on him. When you do visit your new furry friend, stay only long enough to clean litter, give him fresh food and water and have a short visit.
- Your other pets will certainly investigate the newcomer and may even hiss, growl, and try to “get through the door”. Do NOT let the newcomer out at this point or let the other pets in to visit. All animals in the home need time to understand the new addition in the household.

For the next couple of days

- Don't forget your other pets, make sure you are giving them lots of attention. Keep them on the same schedule as usual, including their walks, playtime, cuddle-time, litter box cleaning and feeding.
- Visit your new furry friend regularly, cuddling, playing, feeding, watering and cleaning litter.

After Two or Three Days

- Give your pets extra attention and then put them into a safe room (locked away). It is time to let the newcomer out and about to explore the house. He won't feel much like playing with you or giving you attention, he will want to explore and investigate as much as he can.
- Gauge the length of time the newcomer stays out of his room by the reaction of the other pets in the house or by the reaction of your new furry friend. If he seems stressed or runs to hide, quickly put him back into the safety of his room and try again after everyone settles down.

After Five to Seven Days

It is time at last to let everyone meet for a short few minutes.

Make sure

- All the animals are fed.
- You stay calm. If you are excited or nervous, your animals will also be excited or nervous
- Everyone in the house is calm and quiet – even the kids. It is important that everyone is quiet and relaxed.
- Keep a squirt bottle handy with cold water in it just in case a fight actually breaks out. Never stop a fight between animals with your hand or body. Usually a good squirt of water does the trick.
- Pay extra attention to the other pets and ignore the newcomer as much as possible. Let everyone visit quietly.

You may see some fluffed up hair and tails and may hear some hissing but following these guidelines should help ease everyone into a friendly animal household. Don't keep the newcomer out too long but if all is going well the newcomer can come out a little more often.

Integrating Your New Cat into the Family (continued)

After Seven to Ten Days

Increase the time the newcomer is out of his room, ignoring him and giving the other animals as much attention as possible. By their acitons, you should be able to tell whether it is safe to leave the newcomer out of his room and if it is safe to leave the animals alone together.

As the animals begin to get along without needing to be watched, leave the room to the newcomer's door open more and more.

Eventually, you will be able to move the litter box to where you want it to be and the food bowls where the other animals feed. Always be prepared to keep an extra litter box handy and move the food bowls away from the others in case the pets don't like to share.

Congratulations on your new pet!

When there are no other pets...

Easy Does It -- A Gentle Welcome (Courtesy of PetSmart Website)

Kittens and cats adapt slowly to change, so the initial homecoming may be stressful for your new friend. It's best to bring your new kitty into your home when it's quiet and calm; then, gradually introduce her to family and friends.

Follow these steps when bringing your cat home:

- Prepare in advance a quiet room for her that includes food, water, scratching post, and litter box
- Bring the carrier into the room, close the door and let her out; don't be alarmed if she immediately runs and hides; she'll come out when she's ready
- Go into the room every few hours to clean the litter box and check on her
- When she approaches you for attention, sit and talk quietly as you pet her
- When she seems comfortable, let her out of the room to explore the rest of the home; it may take several days before she roams freely and relaxes in every room
- Make sure she always has access to her original room.

When there are older pets...

(Please follow the guidelines in [Integrating Your New Cat into the Family with some extra care for older pets](#))

Bringing a Kitten into the Home of Older Pets (Courtesy of PetSmart Website)

Even if your older pet has lived peacefully with other animals in the house, there is no guarantee that he will welcome a new kitten with joy, or even tolerance. When you bring a new kitten into the home, your older pet will need lots of extra attention. The cat needs to know that you still love him and that the newcomer is not a threat to his position in your household.

When you bring your new kitten home, it is important to isolate her. Choose a room in neutral territory. The first time the two pets meet face to face should be short. If the older pet is a dog, proper restraint, such as a leash, will prevent him from chasing and scaring the kitten.

Your older pet needs to be reassured that the newcomer will not take over his territory. If he has a favorite sleeping place, don't let the kitten sleep there. Provide the youngster with her own toys. Animals are often possessive of their food and feeding dishes. Ideally, since the kitten should be eating her own kitten food, have her feeding dishes in a different room or area for as long as possible



SIMCOE AND DISTRICT HUMANE SOCIETY

How You Can Help Us Help Those Who Cannot Help Themselves?

Sponsor our Agent Program, Van and Equipment

As an affiliate of OSPCA, Cruelty Investigations are an ongoing function of the Society. SDHS receives no funding from any level of government or OSPCA to cover the costs of investigations and relies on donations from the community to help the animals.

Sponsor a Vehicle for the SDHS

Daily calls dealing with sick and injured animals take our animal care volunteers all over Norfolk. Your name will certainly be noticed as it travels with our volunteers!

Sponsor our Animals in Care

Perhaps there is a program within the SDHS that you may be interested in sponsoring such as:

- spay and neuter of adoptable animals in care over 6 months old
- help with boarding costs of animals when foster homes are full,
- microchipping of adoptable animals
- Help with a special animal in care.
- Help with medical costs of our sick and injured friends



Sponsor Public Awareness and Information Programs

The SDHS has 5 brochures available to the public including:

1. "What to Do When a Stray Finds You",
2. "Spay and Neutering ~ a necessity in Norfolk",
3. "Help us Help those Who Cannot Help Themselves ... Become a foster Home".

We would like to continue to present these to the public and activity booklets to take to the schools.

Sponsor one of our humane programs, such as:

Jr. Humane Society "Critter Buddies" or a program in the planning S.W.A.P. (Seniors with Animals Program)

Hold or Organize Fundraisers

The SDHS needs large fundraisers and someone to organize them! Our Current Fundraising activities include:

- | | |
|--|---|
| 1. Garage Sales | 5. Easter & Christmas Craft & Bake Sale |
| 2. Annual Paws on the Path Walk-a-thon | 6. Community booths at local events |
| 3. Tree of Life Campaign | 7. Santa Paws – Pet Pictures with Santa |
| 4. Paws-ta Party | 8. Norfolk Community Animal Fair |

In order for SDHS to continue helping the animals, fundraising efforts must rise considerably!
Can you help?

Sponsor one of our donation Campaigns:

We would like to begin new donation promotions including: direct mailing, media promos, and building promos

Help us Build our Shelter!

We are looking forward to having a shelter built in 2007. We need help in all areas from the ground up including:

- Lots of clean fill Lots more!
- Building layout and design plan
- Contractors who can oversee the job
- Construction and finishing of the building

Perhaps you have the expertise to help in the planning stages or you can donate time or material towards the building of our shelter.

BECOME A VOLUNTEER! We need volunteers in both our daily activities and with our special events and projects.

If you are interested in sponsoring any of our functions or are interested in volunteering, please contact the Simcoe and District Humane Society at 519-428-9161

PET SITTER NOTES

This Pet belongs to _____

Our address: _____

Our Phone number: (____) _____

Who to call in emergency: (____) _____

Contact's Phone Number: (____) _____

Pet's Name: _____

Type of Pet: _____



WHERE TO FIND US

Where we'll be: _____

Address: _____

Phone: _____ Cell phone: _____ Pager: _____

SPECIAL INSTRUCTIONS



Mealtime: _____ Mealtime: _____

What to feed: _____

Snack time: _____ Snacks: _____

Walk schedule: _____

Allergies: _____

Medications: _____

ADDITIONAL INFORMATION

IN AN EMERGENCY Call 911, or the animal's Veterinarian at the number below!

Emergency: Call 911, or Veterinarian _____

Veterinarian's Phone Number _____ Emergency # _____

Other Contact: _____ Phone: _____ Cell Phone: _____